



# Intramuscular Naloxone

Intramuscular (injectable) naloxone comes packaged in single and multi-dose forms. With all formulations of naloxone, it is important to check the expiration date and make sure to keep it from light and extreme temperatures. Ask your pharmacist for the following:

Naloxone HCl 0.4 mg/mL:

One (QTY) 10mL multi-dose flip-top vial (NDC 0409-1219-01 or

Two (QTY) 1mL single dose vials (NDC 0409-1215-01

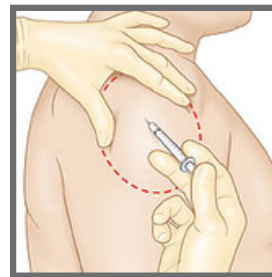
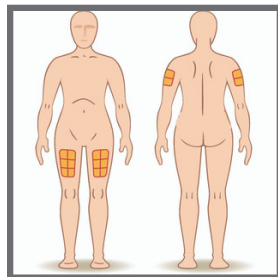
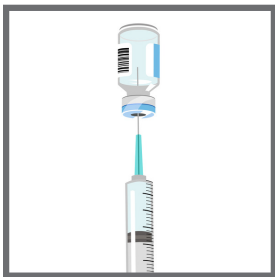
Two (QTY) Intramuscular (IM) syringe, 23 G, 3 cc, 1 inch



## INTRAMUSCULAR ADMINISTRATION

1. Call 911 for help. Tell them that someone is unresponsive and not breathing and provide address.
2. Remove orange cap from naloxone vial and uncover needle.
3. Insert needle through rubber plug, upside down.
4. Pull back on plunger and draw up 1cc. (1cc = 1mL = 100u).
5. Inject at a 90 degree straight in to the muscle on the shoulder or thigh.
6. Place individual on their side in the recovery position.
7. If there is no change after 2-3 minutes, administer another 1cc of naloxone.

**CPR and Rescue Breathing should only be used if you are trained or certified.**



## SIGNS OF AN OVERDOSE (Source: SAMHSA.gov)

- Face is extremely pale and/or feels clammy to the touch
- Body goes limp
- Fingernails or lips have a purple or blue color
- Vomiting or making gurgling noises
- They cannot be awakened or are unable to speak
- Breathing or heartbeat slows or stops